


TALISLANTA

Cardstock Minis



Cardstock Figures

© 2005 Morrigan Press Inc. All Rights Reserved
Permission granted to photocopy for personal use only.



Danelek

Za

Za

Za

Ferran

Ferran

Sauran

Marukan

Marukan



Talislanta


www.talislanta.com

Instructions:

Carefully cut perimeter of figure.
Fold at top and base, then tape or glue gray base
For best results, we recommend using 110 lbs. cardstock paper.

Cardstock Figures

© 2005 Morrigan Press Inc. All Rights Reserved
Permission granted to photocopy for personal use only.



Harakin

Harakin

Danelek

Mangar

Sauran

Kang

Kang

Kang

Kang



Talislanta


www.talislanta.com

Instructions:

Carefully cut perimeter of figure.
Fold at top and base, then tape or glue gray base
For best results, we recommend using 110 lbs. cardstock paper.

Cardstock Figures

© 2005 Morrigan Press Inc. All Rights Reserved
Permission granted to photocopy for personal use only.





















Talislanta

www.talislanta.com

Instructions:
Carefully cut perimeter of figure.
Fold at top and base, then tape or glue gray base
For best results, we recommend using 110 lbs. cardstock paper.

Cardstock Figures

© 2005 Morrigan Press Inc. All Rights Reserved
Permission granted to photocopy for personal use only.

								
								
Chana	Batrean	Sawila	Gnorl	Yrmanian	Sarista	Sarista	Phantasian	Jaka



Talislanta


www.talislanta.com

Instructions:

Carefully cut perimeter of figure.
Fold at top and base, then tape or glue gray base
For best results, we recommend using 110 lbs. cardstock paper.

Cardstock Figures

© 2005 Morrigan Press Inc. All Rights Reserved
Permission granted to photocopy for personal use only.



Talislanta


www.talislanta.com

Instructions:

Carefully cut perimeter of figure.
Fold at top and base, then tape or glue gray base
For best results, we recommend using 110 lbs. cardstock paper.

Cardstock Figures

© 2005 Morrigan Press Inc. All Rights Reserved
Permission granted to photocopy for personal use only.



Talislanta
www.talislanta.com

Instructions:
Carefully cut perimeter of figure.
Fold at top and base, then tape or glue gray base
For best results, we recommend using 110 lbs. cardstock paper.

Cardstock Figures

© 2005 Morrigan Press Inc. All Rights Reserved
Permission granted to photocopy for personal use only.



Talislanta


www.talislanta.com

Instructions:

Carefully cut perimeter of figure.
Fold at top and base, then tape or glue gray base
For best results, we recommend using 110 lbs. cardstock paper.

Cardstock Figures

© 2005 Morrigan Press Inc. All Rights Reserved
Permission granted to photocopy for personal use only.



Aamanian

Aamanian

Aamanian

Aamanian

Gao

Gao

Gao

Gao

Arimite



Talislanta


www.talislanta.com

Instructions:

Carefully cut perimeter of figure.
Fold at top and base, then tape or glue gray base
For best results, we recommend using 110 lbs. cardstock paper.

Cardstock Figures

© 2005 Morrigan Press Inc. All Rights Reserved
Permission granted to photocopy for personal use only.



Talislanta

www.talislanta.com

Instructions:
Carefully cut perimeter of figure.
Fold at top and base, then tape or glue gray base
For best results, we recommend using 110 lbs. cardstock paper.

Cardstock Figures

© 2005 Morrigan Press Inc. All Rights Reserved
Permission granted to photocopy for personal use only.



Mirin

Mirin

Darkling

Darkling

Zandir

Zandir

Green Man

Ahazu

Sawila



Talislanta

















www.talislanta.com

Instructions:

Carefully cut perimeter of figure.
Fold at top and base, then tape or glue gray base
For best results, we recommend using 110 lbs. cardstock paper.

Cardstock Figures

© 2005 Morrigan Press Inc. All Rights Reserved
Permission granted to photocopy for personal use only.

								
								
Imrian	Oceanian	Thaecian	Thiasian	Farad	Dracartan	Wanderer of Ashann	Kasmiran	

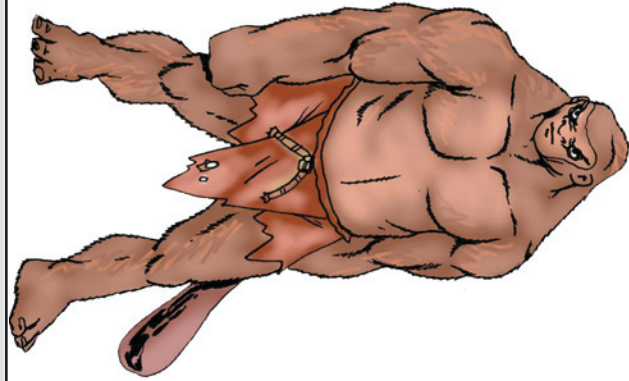


Talislanta
www.talislanta.com

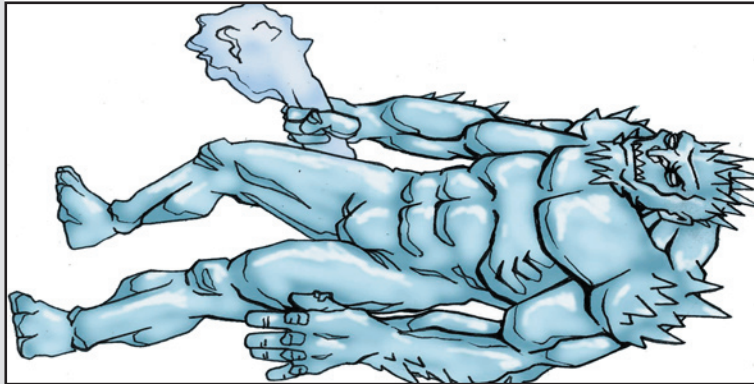
Instructions:
Carefully cut perimeter of figure.
Fold at top and base, then tape or glue gray base
For best results, we recommend using 110 lbs. cardstock paper.

Cardstock Figures - Introductory Sampler

© 2005 Morrigan Press Inc. All Rights Reserved
Permission granted to photocopy for personal use only.



Mogroth



Ice Giant



Kharakhan
Giant



Talislanta

www.talislanta.com

Instructions:

Carefully cut perimeter of figure.
Fold at top and base, then tape or glue gray base.
For best results, we recommend using 110 lbs. cardstock paper.